

The laws affecting possession and dissemination of naloxone, fentanyl test strips, and other risk reduction supplies may vary from state to state. By accepting supplies from UVM CORA, the recipient confirms that the supplies they are accepting are compliant with their relevant state laws. UVM CORA does not independently review the state laws for the recipient. UVM CORA will not be responsible for any losses or costs related to the recipient's use of the risk reduction supplies.

Rural Center of Excellence on SUD Treatment



This project is supported by the Health Resources and Services Administration (HRSA) of the U.S. Department of Health and Human Services (HHS) as part of an award totaling \$3,333,333.00 with zero percentage financed with non-governmental sources. The contents are those of the author(s) and do not necessarily represent the official views of, nor an endorsement, by HRSA, HHS or the U.S. Government. For more information, please visit [hrsa.gov](https://www.hrsa.gov)



Center on
Rural Addiction
UNIVERSITY OF VERMONT

Fentanyl Test Strip User Guide

Step 1

- **If testing MDMA or methamphetamine:** Put a small amount of residue in about half a cup of water. Sample must be heavily diluted for most accurate results!
- **If testing heroin or anything you inject:** Prepare shot as usual in UNUSED cooker, draw up into your syringe, and add ¼ inch of clean water to the residue in the cooker.
- **If testing pills or anything you snort:** Put a small chip of the pill or a very small pinch of powder into an UNUSED cooker and add ¼ inch of clean water.

Then follow steps **2** - **5** on the
reverse side

The laws affecting possession and dissemination of naloxone, fentanyl test strips, and other risk reduction supplies may vary from state to state. By accepting supplies from UVM CORA, the recipient confirms that the supplies they are accepting are compliant with their relevant state laws. UVM CORA does not independently review the state laws for the recipient. UVM CORA will not be responsible for any losses or costs related to the recipient's use of the risk reduction supplies.

Rural Center of Excellence on SUD Treatment



This project is supported by the Health Resources and Services Administration (HRSA) of the U.S. Department of Health and Human Services (HHS) as part of an award totaling \$3,333,333.00 with zero percentage financed with non-governmental sources. The contents are those of the author(s) and do not necessarily represent the official views of, nor an endorsement, by HRSA, HHS or the U.S. Government. For more information, please visit [hrsa.gov](https://www.hrsa.gov)



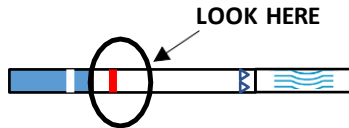
Center on
Rural Addiction
UNIVERSITY OF VERMONT

Fentanyl Test Strip User Guide

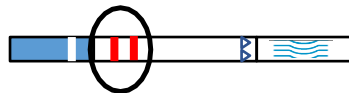
Step 1

- **If testing MDMA or methamphetamine:** Put a small amount of residue in about half a cup of water. Sample must be heavily diluted for most accurate results!
- **If testing heroin or anything you inject:** Prepare shot as usual in UNUSED cooker, draw up into your syringe, and add ¼ inch of clean water to the residue in the cooker.
- **If testing pills or anything you snort:** Put a small chip of the pill or a very small pinch of powder into an UNUSED cooker and add ¼ inch of clean water.

Then follow steps **2** - **5** on the
reverse side



****One line = POSITIVE**
Product contains fentanyl**



Two lines = NEGATIVE
May contain a fentanyl equivalent
or no fentanyl

*In the event of an overdose, call 911.
All drug use carries inherent risk.*

2

Dip test strip in water mix you made in Step 1. Don't go past first line and hold in water for 10-15 sec.

3

Place on sterile, nonabsorbent, flat surface, or across top of cooker.

4

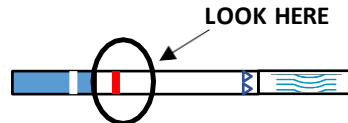
Wait for results for 1 min.

5

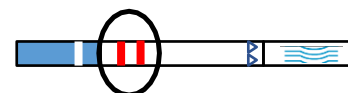
Interpret the results. See examples in next panel.

Tips for safer use

- ✓ Don't mix substances
- ✓ Try a small test amount first
- ✓ Don't use alone
- ✓ Know the signs of overdose and carry naloxone



****One line = POSITIVE**
Product contains fentanyl**



Two lines = NEGATIVE
May contain a fentanyl equivalent
or no fentanyl

*In the event of an overdose, call 911.
All drug use carries inherent risk.*

2

Dip test strip in water mix you made in Step 1. Don't go past first line and hold in water for 10-15 sec.

3

Place on sterile, nonabsorbent, flat surface, or across top of cooker.

4

Wait for results for 1 min.

5

Interpret the results. See examples in next panel.

Tips for safer use

- ✓ Don't mix substances
- ✓ Try a small test amount first
- ✓ Don't use alone
- ✓ Know the signs of overdose and carry naloxone