

The laws affecting possession and dissemination of naloxone, fentanyl test strips, and other risk reduction supplies may vary from state to state. By accepting supplies from UVM CORA, the recipient confirms that the supplies they are accepting are compliant with their relevant state laws. UVM CORA does not independently review the state laws for the recipient. UVM CORA will not be responsible for any losses or costs related to the recipient's use of the risk reduction supplies.

Rural Center of Excellence
on SUD Treatment



This project is supported by the Health Resources and Services Administration (HRSA) of the U.S. Department of Health and Human Services (HHS) as part of an award totaling \$3,333,333.00 with zero percentage financed with non-governmental sources. The contents are those of the author(s) and do not necessarily represent the official views of, nor an endorsement, by HRSA, HHS or the U.S. Government. For more information, please visit hrsa.gov.



Xylazine Test Strip User Guide

*In the event of an overdose,
call 911. Naloxone will not
reverse the effects of xylazine
but should still be
administered to reverse the
effects of opioids. All drug use
carries inherent risk.*

Tips for safer use

- Don't mix substances
- Try a small test amount first
- Don't use alone
- Know the signs of overdose and carry naloxone

The laws affecting possession and dissemination of naloxone, fentanyl test strips, and other risk reduction supplies may vary from state to state. By accepting supplies from UVM CORA, the recipient confirms that the supplies they are accepting are compliant with their relevant state laws. UVM CORA does not independently review the state laws for the recipient. UVM CORA will not be responsible for any losses or costs related to the recipient's use of the risk reduction supplies.

Rural Center of Excellence
on SUD Treatment



This project is supported by the Health Resources and Services Administration (HRSA) of the U.S. Department of Health and Human Services (HHS) as part of an award totaling \$3,333,333.00 with zero percentage financed with non-governmental sources. The contents are those of the author(s) and do not necessarily represent the official views of, nor an endorsement, by HRSA, HHS or the U.S. Government. For more information, please visit hrsa.gov.



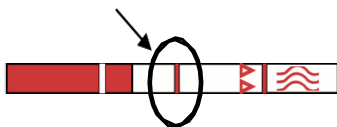
Xylazine Test Strip User Guide

*In the event of an overdose,
call 911. Naloxone will not
reverse the effects of xylazine
but should still be
administered to reverse the
effects of opioids. All drug use
carries inherent risk.*

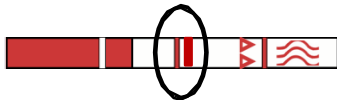
Tips for safer use

- Don't mix substances
- Try a small test amount first
- Don't use alone
- Know the signs of overdose and carry naloxone

LOOK HERE



****One line = POSITIVE**
Product contains xylazine**



Two lines = NEGATIVE
Product does not contain xylazine
OR may contain undetectable
amounts of xylazine

*Note: Test strips may not be
accurate in testing cocaine*

Use sterile supplies.

1 Add a 5-10mg scoop of powdered substance and 5ml sterile water vial to clean, empty container. If testing pills or anything you snort, crush a chip of the pill into a fine powder first.

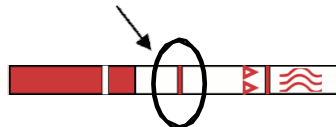
2 Dip test strip, wavy lines down, in water. Don't go past first line & hold in water for 10-15 sec.

3 Place on nonabsorbent, flat surface, or across container.

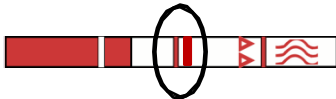
4 Wait for results for 5 min.

5 Interpret the results. See examples in next panel.

LOOK HERE



****One line = POSITIVE**
Product contains xylazine**



Two lines = NEGATIVE
Product does not contain xylazine
OR may contain undetectable
amounts of xylazine

*Note: Test strips may not be
accurate in testing cocaine*

Use sterile supplies.

1 Add a 5-10mg scoop of powdered substance and 5ml sterile water vial to clean, empty container. If testing pills or anything you snort, crush a chip of the pill into a fine powder first.

2 Dip test strip, wavy lines down, in water. Don't go past first line & hold in water for 10-15 sec.

3 Place on nonabsorbent, flat surface, or across container.

4 Wait for results for 5 min.

5 Interpret the results. See examples in next panel.